




Stock Code : 2488

Hanpin Electron Co., Ltd

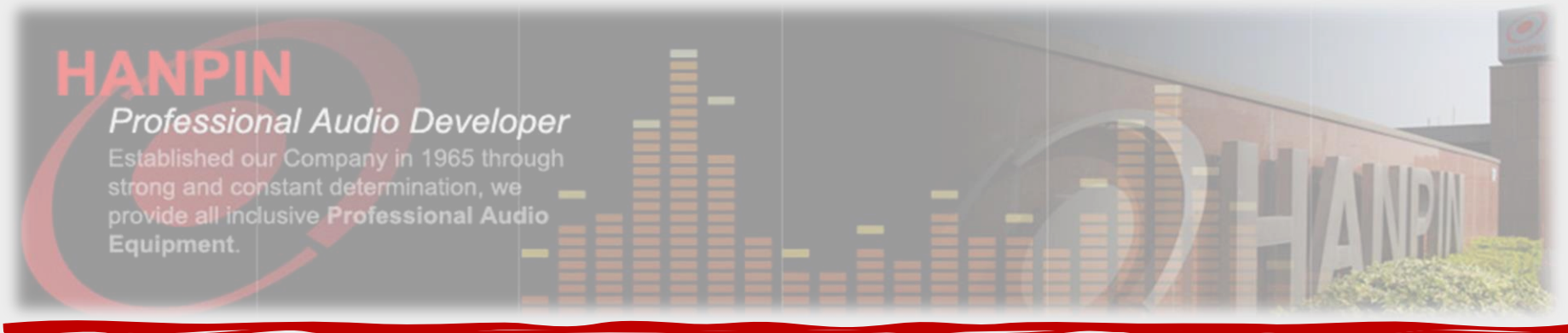
2025 Investor Conference

February 21, 2025



Disclaimer

- The content from the presentation and the simultaneously relevant information are from internal and external information of Hanpin. The forward-looking statements in this release reflect the current belief of Hanpin as of the date of this release. Hanpin undertakes no obligation to update these forward-looking statements for events or circumstances that occur subsequent to such date.
- Hanpin did not announce financial forecast. Our actual results of financial condition, business prospects or Q&A may differ from those expressed or implied in these forward-looking statements for a variety of reasons, including but not limited to market demand, price fluctuations, competition, international economic conditions, exchange rate fluctuations, supply chain issues and other risks and factors beyond our control.



Agenda

- Company Overview
 - Industry Overview
- Operating Results
 - Financial Results
- Forward Looking
 - E S G
 - Q & A

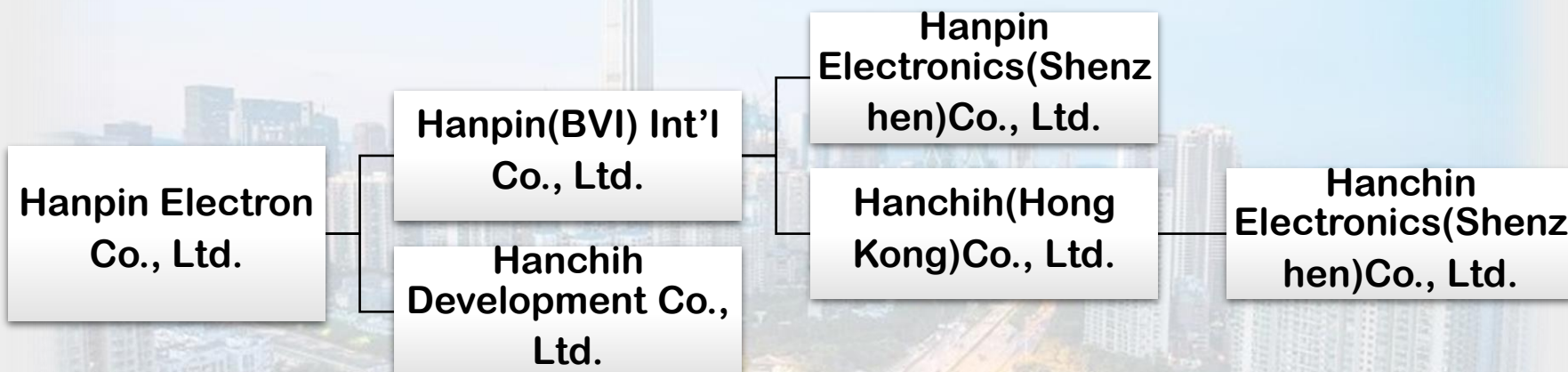


Basic Information

- Chairman and General Manager :
Shen-Keng, Liu
- Total Paid-up Capital : NTD799 Million
- Date of Establishment : 1965
- Date of Listing : 2001/9/17
- Website : <http://www.hanpin.com.tw/>
- Address : NO.256 SEC.3,CHUNG
CHENG ROAD, JEN TEH
DISTRICT,TAINAN CITY, TAIWAN



Hanpin Group



HANPIN

Professional Audio Developer

Established our Company in 1965 through strong and constant determination, we provide all inclusive Professional Audio Equipment.

■ Manufacturing Base : SZ Hanpin and Hanchih

- ◆ Establishment : 1994 and 2004
- ◆ Employee number of 2 factories : about 900 employees
- ◆ Site area of 2 factories : about 29,500 M²
- ◆ Total floor area of 2 factories : about 40,800 M²
- ◆ Group function : Manufacturing base
(injection molding and painting 、 PCB 、 assemble and produce)



■ Headquarter:Tainan

- ◆ Establishment : 1965
- ◆ Employee number : about 150 employees
- ◆ Site area : about 30,000 M²
- ◆ Group function : Headquarter
(R&D 、 Marketing & Sales 、 Purchase 、 Finance 、 IT)



The Process of Reengineering

1965

- Mass Production Mode OEM

- ◆Process Control
- ◆Cost Control
- ◆Audio/Home appliances

1997

- Product Upgrade Mode ODM

- ◆Consumer Product transform into Professional Product
- ◆Continuously improve the Industry R&D Techniques
- ◆Successfully Entered into the filed of Processional DJ Products in 2000

2009

- Integration Value-added

- ◆Providing Valu-added service for All Customers
- ◆Expending Markets with Integration Service

Main –Professional DJ Product



DJ Mixer

Digital Signal
Processor
Multi-track Mixing
Operation



DJ

Turntable

Direct Drive Motor



DJ

Controller

Cooperating with NB and
Software Standalone
operation

Main Product-Consumer Turntable

- ◆ Belt Drive Turntable
- ◆ Direct Drive Turntable
- ◆ Turntable with Specific Function



Industry Overview



DJ Turntable



DJ Mixer



DJ Digital player



DJ Control



DJ Software



Speaker



DJ System



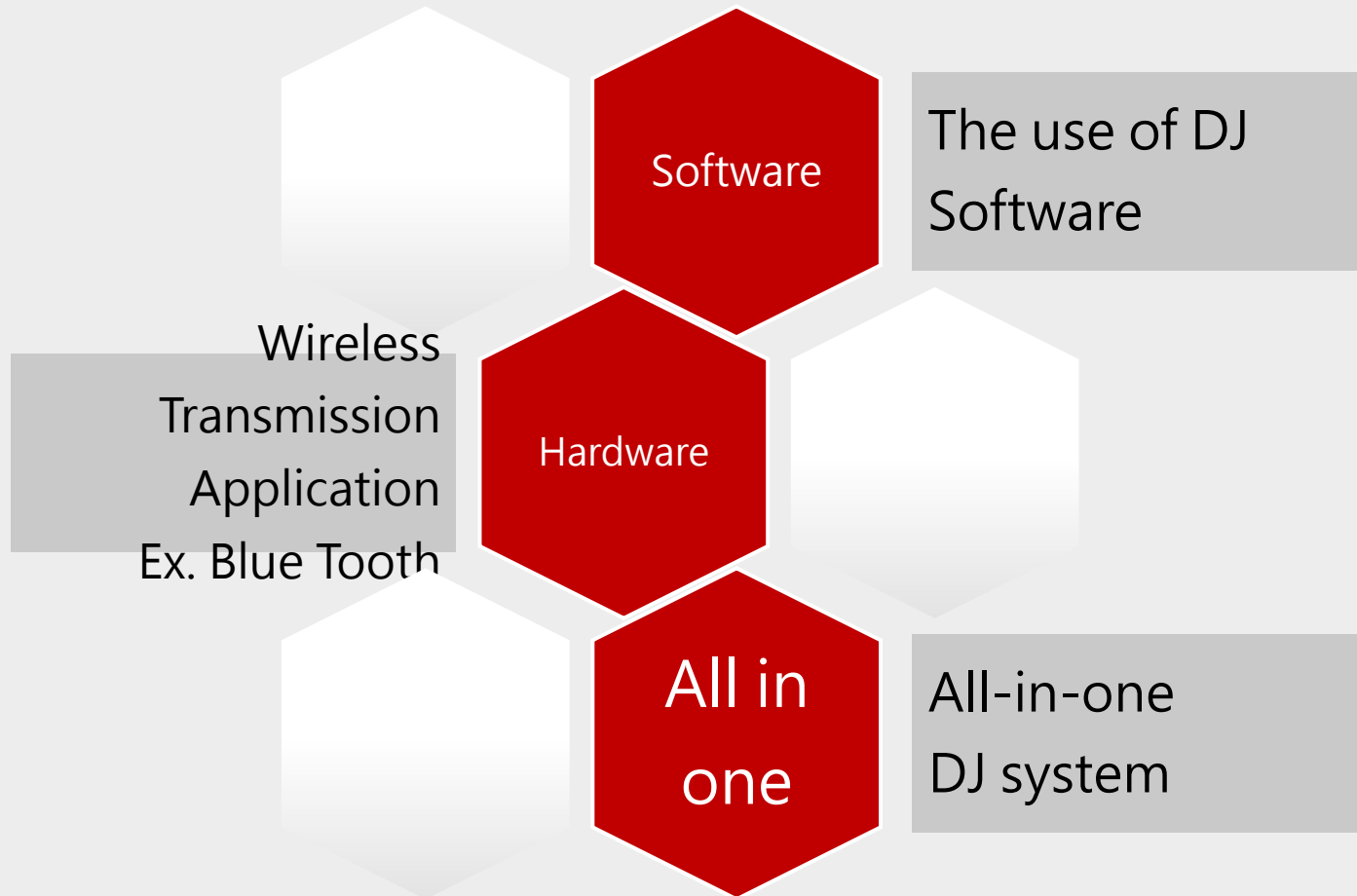
Lighting



DJ Headphones

Position
in DJ
Products

Product development trends

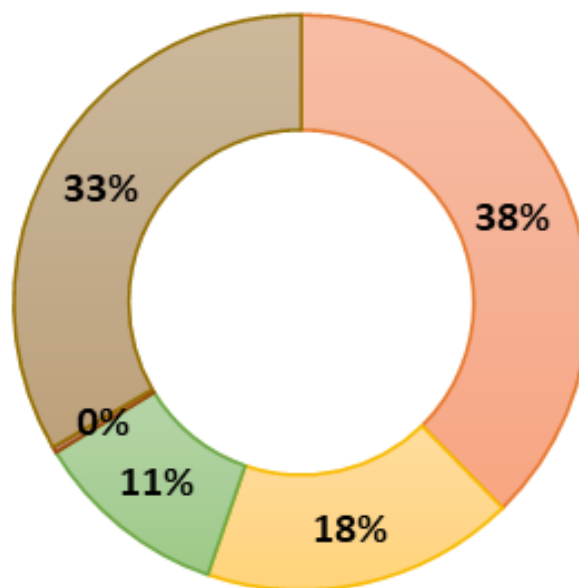




Operating Results

Sales Area

Y2024



USA NL Japan China Others



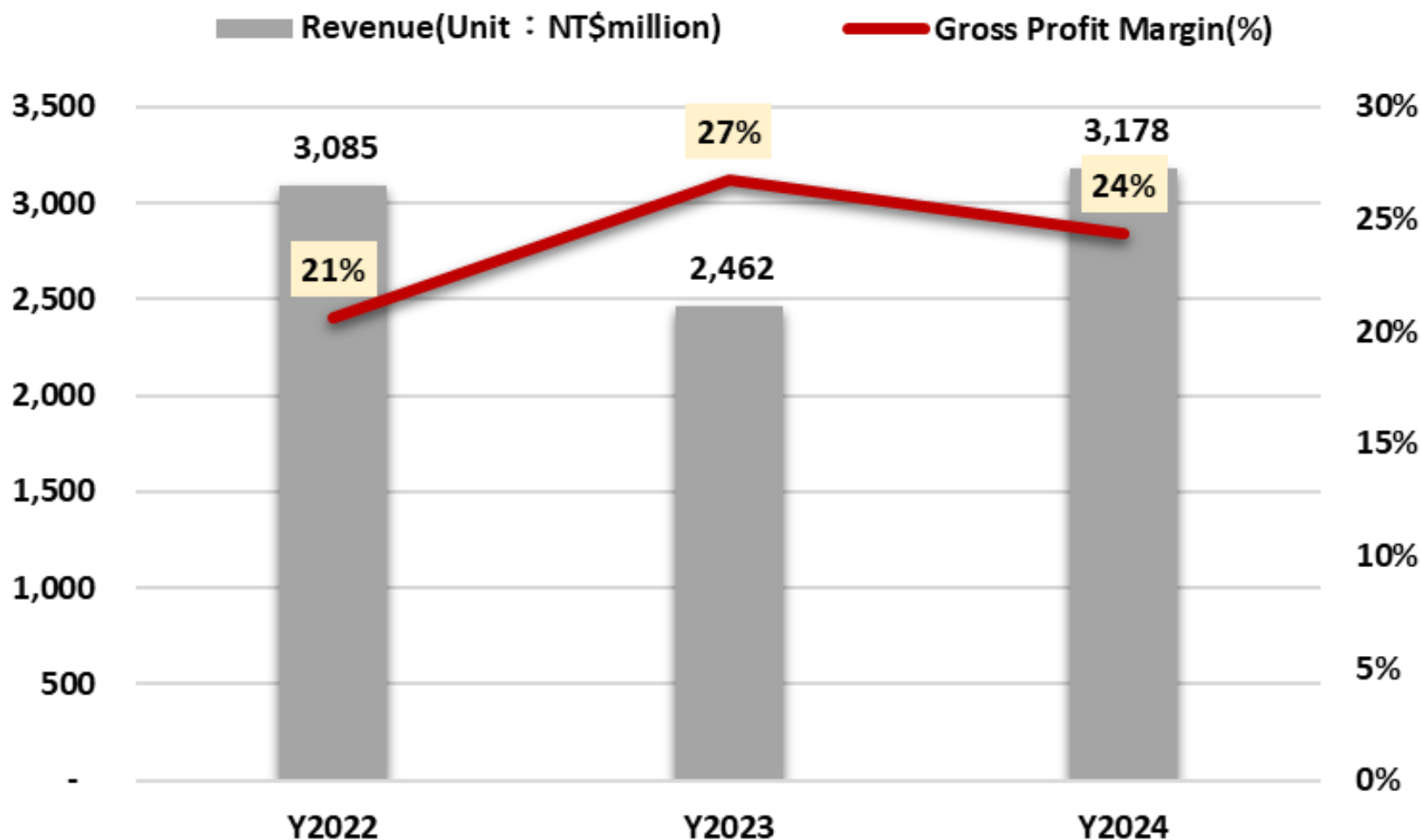
Financial Results

Consolidated Concise Statement of Comprehensive Income

Unit : NT\$thousand

Item	Y2022	%	Y2023	%	Y2024	%
Operating Revenue	3,085,191	100	2,461,954	100	3,177,581	100
Gross Profit	635,238	21	657,977	27	773,744	24
Operating Income	312,279	10	367,799	15	417,238	13
Non-operating Income and Expense	106,450	4	87,188	3	124,203	4
Pre-tax Income	418,729	14	454,987	18	541,441	17
Net Income	307,428	10	351,127	14	419,069	13
EPS	3.86		4.39		5.24	

Consolidated Revenue and Gross Profit Margin

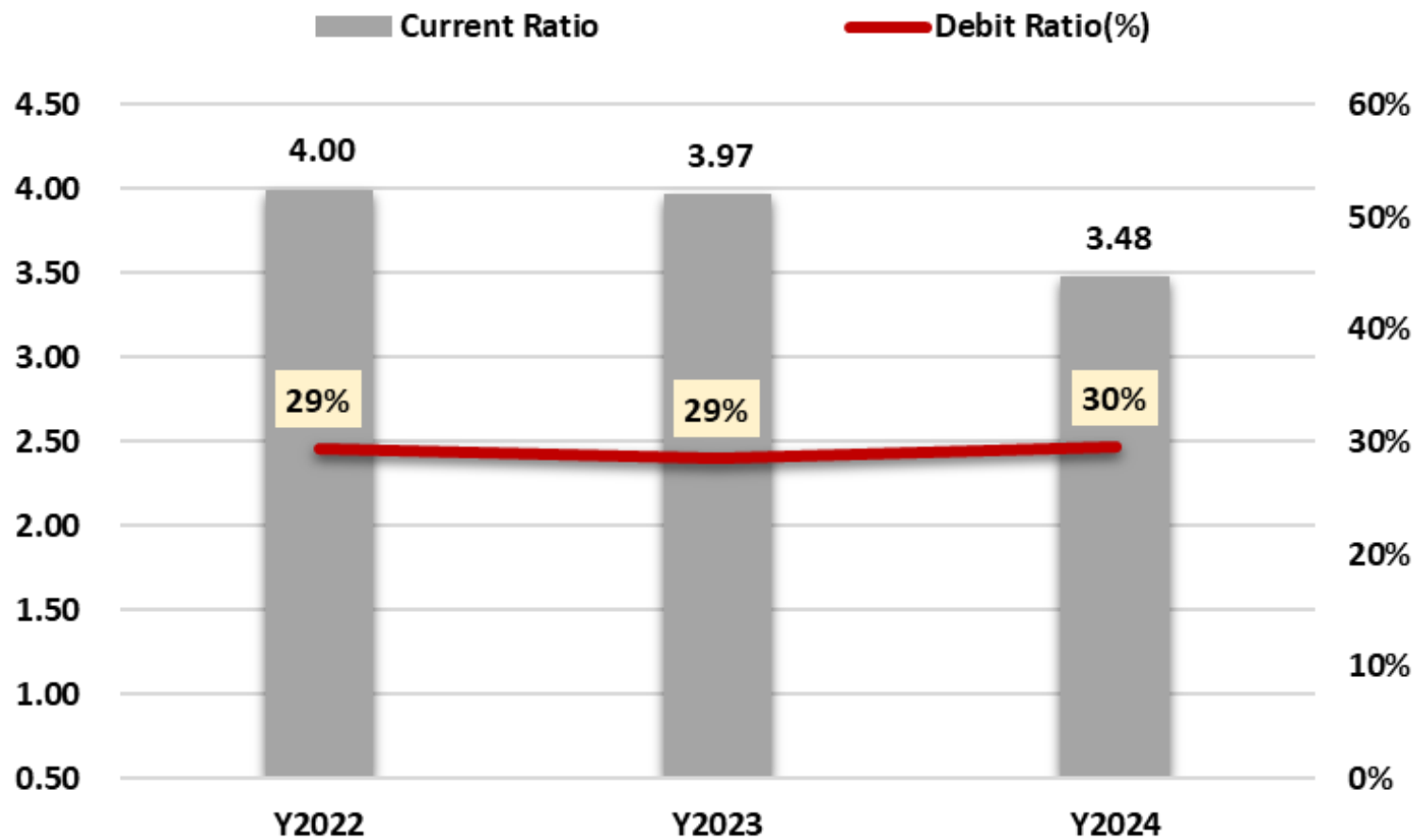


Consolidated Concise Balance Sheet

Unit : NT\$thousand

Item	Y2022	%	Y2023	%	Y2024	%
Current Assets	2,644,124	80	2,644,079	76	2,857,276	74
Property Plant and Equipment	369,345	11	353,303	10	341,213	9
Other Assets	291,285	9	459,116	14	679,841	17
Total Assets	3,304,754	100	3,456,498	100	3,878,330	100
Current Liabilities	661,460	20	666,634	20	821,465	21
Non-current Liabilitie	308,802	9	319,342	9	323,450	9
Total Liabilities	970,262	29	985,976	29	1,144,915	30
Total Equity	2,334,492	71	2,470,522	71	2,733,415	70

Financial Structure and Solvency





Forward Looking

Technology

Continuous Improvement in R&D and Process

Environment

Enterprise Sustainable Operation with Environmental Protection and Energy Conservation

Customer

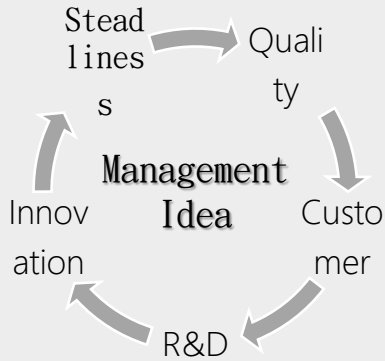
Adjusting Production Strategy to Fulfill Customers' Demand

Operation

Continually searching for Strategic Alliance to Extend Operational Territory



ESG



Create Vale Together、Sustainable Environment、Good for Generations

Integration of environmental protection :
Improve product material reuse. Reduce environmental impact. ISO and BSCI approved

Sustainable management of specialty unit Established :
Implement responsibilities and
Committed to carbon neutrality goals. closely connected the goal of United Nations

Issuing ESG Report :
Disclosure information on website. Pursue sustainable management and development

Corporate Governance Evaluation :
The ranking of listed published companies with a market value of less than five billion dollars is in the top 2% to 10%.



Q&A





Stock Code : 2488

The End of the Presentation

