



**HANPIN**

*Professional Audio Developer*

Established our Company in 1965 through strong and constant determination, we provide all inclusive Professional Audio Equipment.

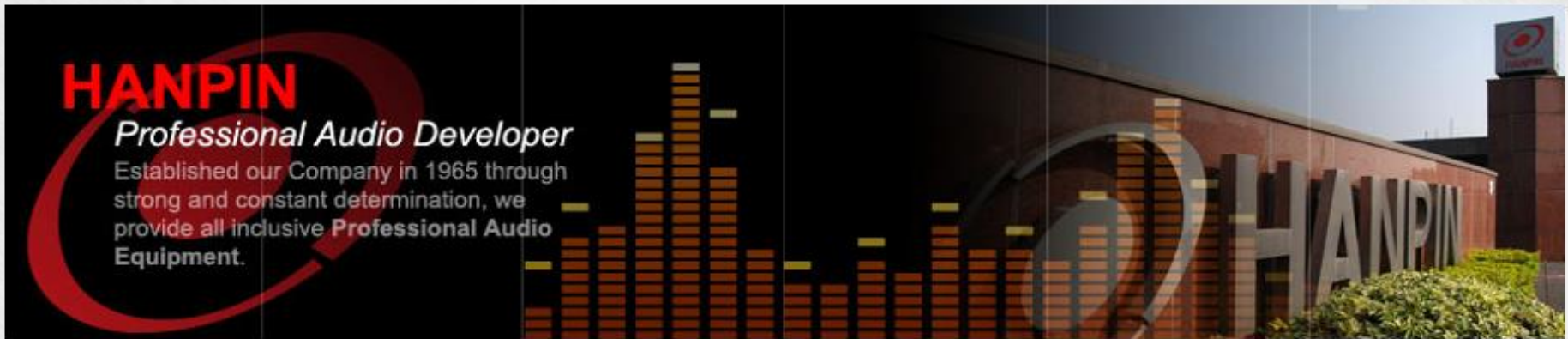


**Stock Code : 2488**

# Hanpin Electron Co., Ltd

## 2026 Investor Conference

**February 25,2026**



## DISCLAIMER

- The content from the presentation and the simultaneously relevant information are from internal and external information of Hanpin. The forward-looking statements in this release reflect the current belief of Hanpin as of the date of this release. Hanpin undertakes no obligation to update these forward-looking statements for events or circumstances that occur subsequent to such date.
- Hanpin did not announce financial forecast. Our actual results of financial condition, business prospects or Q&A may differ from those expressed or implied in these forward-looking statements for a variety of reasons, including but not limited to market demand, price fluctuations, competition, international economic conditions, exchange rate fluctuations, supply chain issues and other risks and factors beyond our control.



# HANPIN

*Professional Audio Developer*

Established our Company in 1965 through strong and constant determination, we provide all inclusive Professional Audio Equipment.



## AGENDA

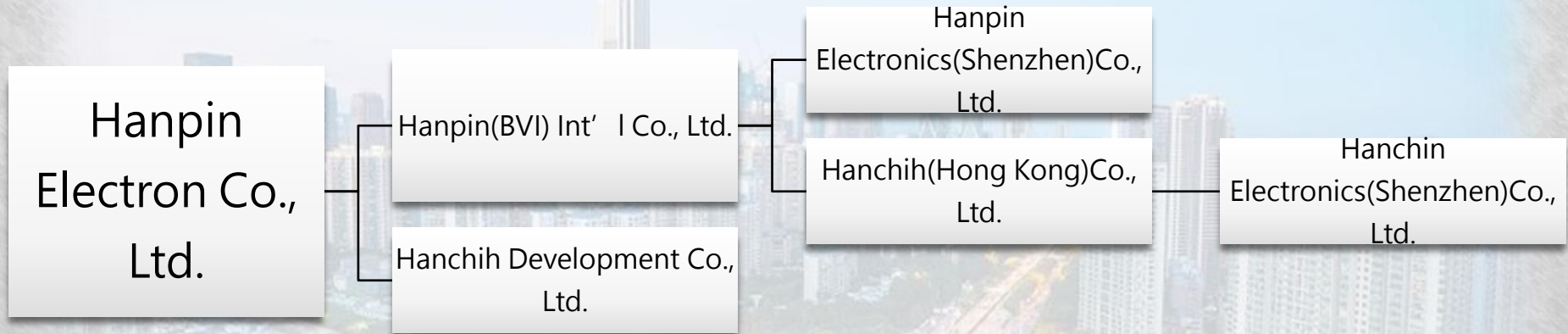
- ◆ Company Overview
- ◆ Industry Overview
- ◆ Operating Results
- ◆ Financial Results
- ◆ Forward Looking
- ◆ E S G ◆ Q & A



## Basic Information

- Chairman and General Manager : Shen-Keng, Liu
- Total Paid-up Capital : NTD799 Million
- Date of Establishment : 1965
- Date of Listing : 2001/9/17
- Website : <http://www.hanpin.com.tw/>
- Address : NO.256 SEC.3,CHUNG CHENG ROAD, JEN TEH DISTRICT,TAINAN CITY, TAIWAN

# HANPIN HANPIN GROUP



## Headquarter:Tainan ▲

- ◆ Establishment : 1965
- ◆ Employee number : about 150 employees
- ◆ Site area : about 30,000 M<sup>2</sup>
- ◆ Group function : Headquarter  
(R&D 、 Marketing & Sales 、 Purchase 、  
Finance 、 IT )



## ▶ Manufacturing Base : SZ Hanpin and Hanchih

- ◆ Establishment : 1994 and 2004
- ◆ Employee number of 2 factories : about 900 employees
- ◆ Site area of 2 factories : about 29,500 M<sup>2</sup>
- ◆ Total floor area of 2 factories : about 40,800 M<sup>2</sup>
- ◆ Group function : Manufacturing base  
( injection molding and painting 、 PCB 、 assemble and  
produce)

# THE PROCESS OF REENGINEERING

## 1965 Mass Production Mode OEM

- ◆Process Control
- ◆Cost Control
- ◆Audio/Home appliances

## 1997 Product Upgrade Mode ODM

- ◆Consumer Product transform into Professional Product
- ◆Continuously improve the Industry R&D Techniques
- ◆Successfully Entered into the filed of Professional DJ Products in 2000

## 2009 Integration Value-added

- ◆Providing Valu-added service for All Customers
- ◆Expending Markets with Integration Service

# MAIN –PROFESSIONAL DJ PRODUCT



## DJ Mixer

Digital Signal Processor  
Multi-track Mixing  
Operation



## DJ

## Turntable

Direct Drive Motor



## DJ

## Controller

Cooperating with NB and  
Software Standalone  
operation

# Main Product-Consumer Turntable

- ◆ Belt Drive Turntable
- ◆ Direct Drive Turntable
- ◆ Turntable with Specific Function



# Industry overview

---

# POSITION IN DJ PRODUCTS



DJ Turntable



DJ Mixer



DJ Digital player



DJ control



DJ Software



Speaker



DJ system



Lighting



DJ Headphones

# Product development trends

- The use of DJ Software

Software



- Wireless Transmission Application  
EX: Blue Tooth

Hardware



- All-in-one DJ system

All in one



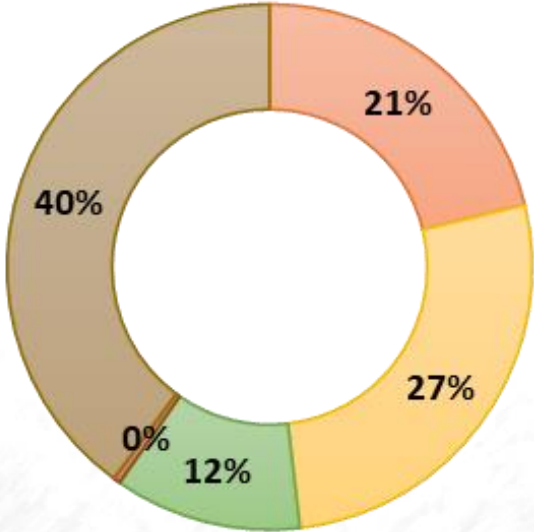


# Operating results

---

# Sales Area

Y2025



USA NL Japan China Others



# Financial results

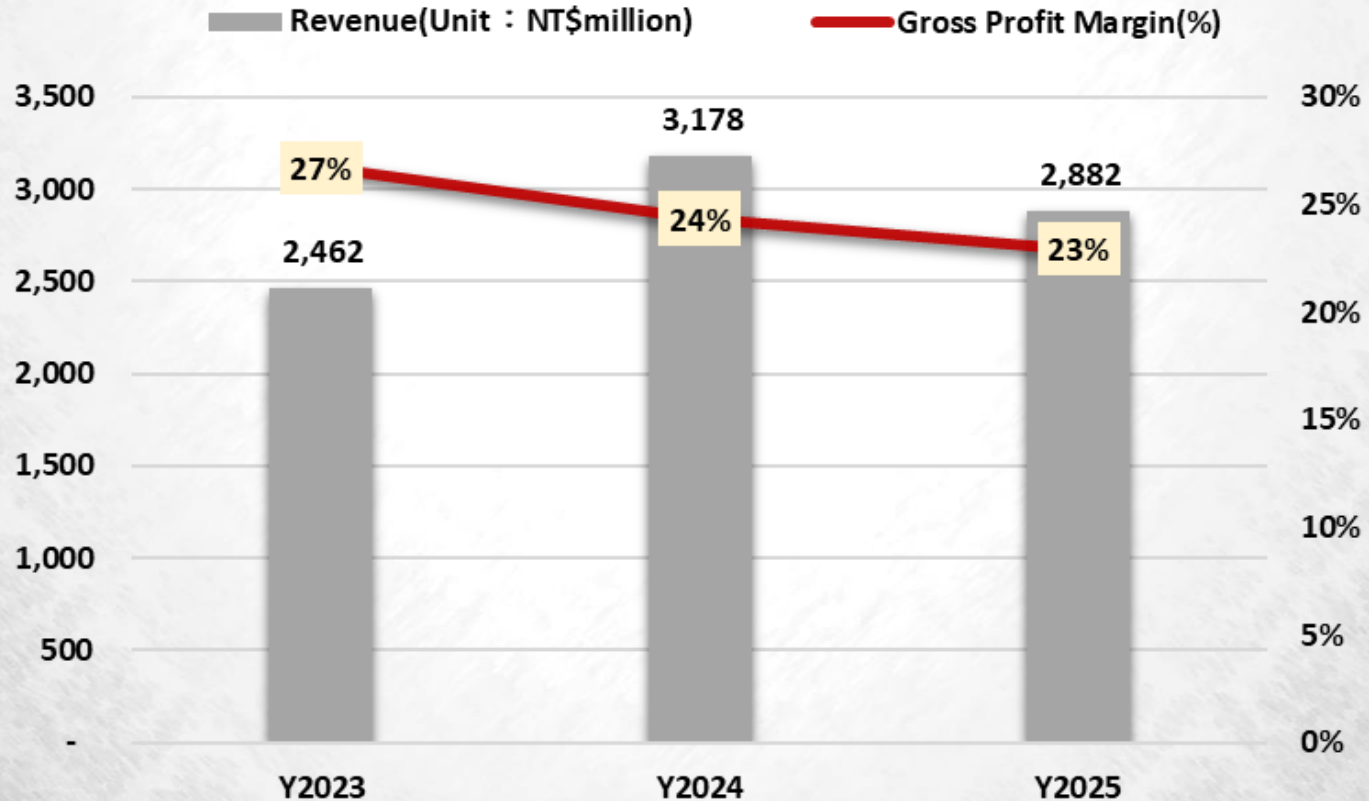
---

## CONSOLIDATED CONCISE STATEMENT OF COMPREHENSIVE INCOME

Unit : NT\$thousand

Item	Y2023	%	Y2024	%	Y2025	%
Operating Revenue	2,461,954	100	3,177,581	100	2,882,427	100
Gross Profit	657,977	27	773,744	24	660,940	23
Operating Income	367,799	15	417,238	13	330,466	11
Non-operating Income and Expense	87,188	3	124,203	4	102,339	4
Pre-tax Income	454,987	18	541,441	17	432,805	15
Net Income	351,127	14	419,069	13	364,592	12
EPS	4.39		5.24		4.56	

# Consolidated Revenue and Gross Profit Margin

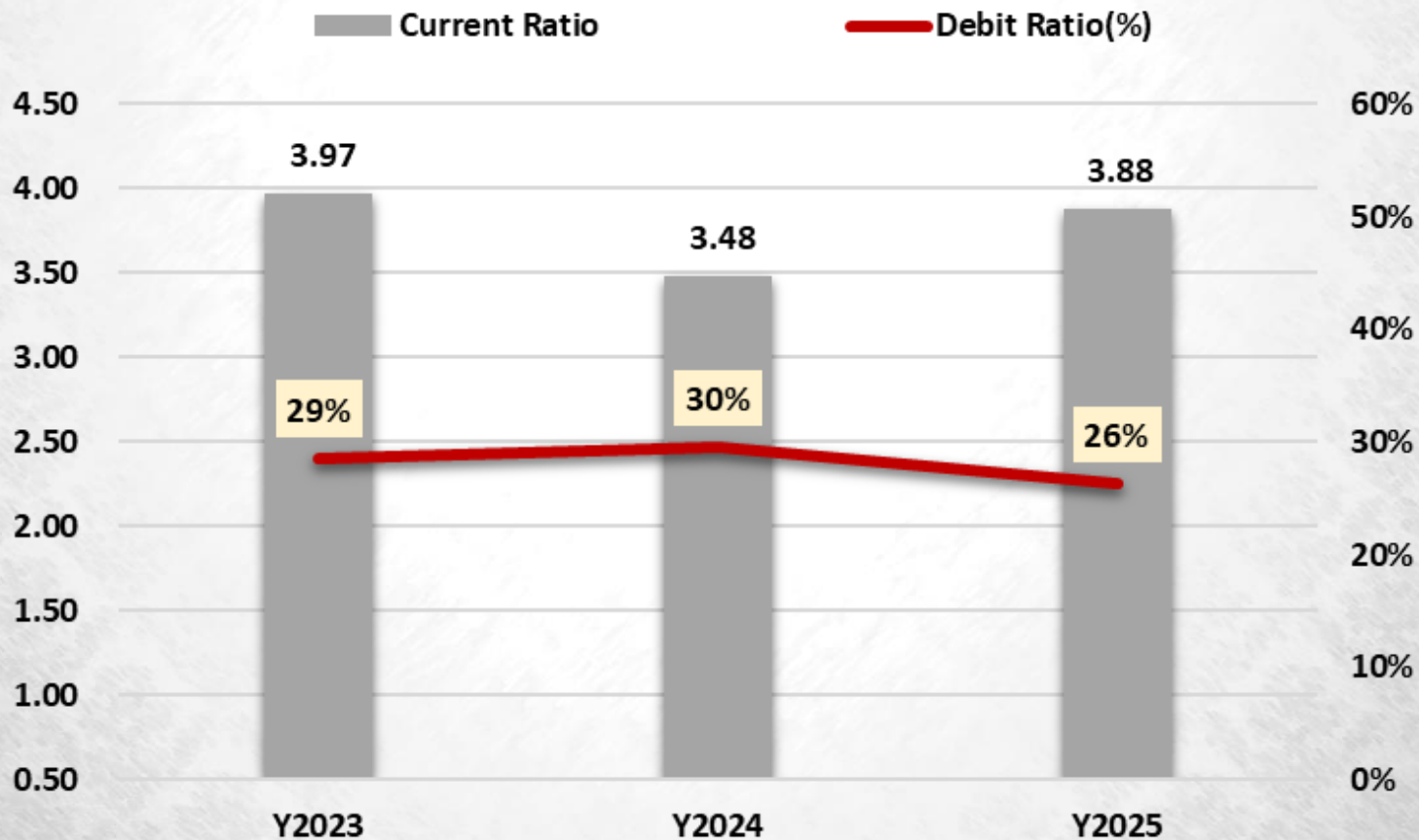


## CONSOLIDATED CONCISE BALANCE SHEET

Unit : NT\$thousand

Item	Y2023	%	Y2024	%	Y2025	%
Current Assets	2,644,079	76	2,857,276	74	2,933,990	77
Property Plant and Equipmnet	353,303	10	341,213	9	351,535	9
Other Assets	459,116	14	679,841	17	519,997	14
Total Assets	3,456,498	100	3,878,330	100	3,805,522	100
Current Liabilities	666,634	20	821,465	21	756,715	20
Non-current Liabilitie	319,342	9	323,450	9	241,074	6
Total Liabilities	985,976	29	1,144,915	30	997,789	26
Total Equity	2,470,522	71	2,733,415	70	2,807,733	74

# Financial Structure and Solvency





# Forward looking

---

## Technology

- Continuous Improvement in R&D and Process

## Environment

- Enterprise Sustainable Operation with Environmental Protection and Energy Conservation

## Customer

- Adjusting Production Strategy to Fulfill Customers' Demand

## Operation

- Continually searching for Strategic Alliance to Extend Operational Territory



# ESG

---

# Create Vale Together · Sustainable Environment · Good for Generations

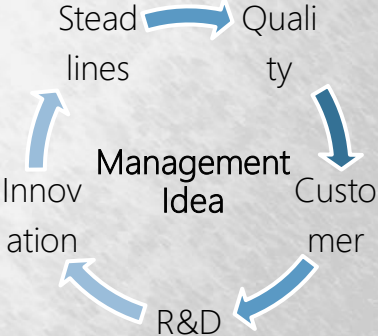


Integration of environmental protection :  
 Improve product material reuse. Reduce environmental impact. ISO and BSCI approved


Sustainable & Risk management of specialty unit Established :  
 Implement responsibilities and Committed to carbon neutrality goals. closely connected the goal of United Nations

Issuing ESG Report :  
 Disclosure information on website. Pursue sustainable management and development

Corporate Governance Evaluation :  
 The ranking of listed published companies with a market value of less than five billion dollars is in the top 11% to 20%.



# Q&A





**HANPIN**

*Professional Audio Developer*

Established our Company in 1965 through strong and constant determination, we provide all inclusive Professional Audio Equipment.



**Stock Code : 2488**

THANK YOU

THE END OF THE  
PRESENTATION